



ERA Pro-72HC

N-Type Mono-crystalline

KEY FEATURES

- MBB Half-Cut Solar Cell:**
144 cells (6x12x2).
- Higher Module Conversion Efficiency:**
Higher module output up to 585W with module efficiency up to 22.65%.
- Low-light Performance:**
Advanced glass and surface texturing allow for excellent performance in low-light environments.
- Light-weight design**
Light-weight design using transparent backsheet for easy installation and low BOS cost.
- Higher Power Output**
Module power increases 5-25% generally, bringing significantly lower LCOE and higher IRR.

+ WATTS POSITIVE TOLERANCE

15 YEARS PRODUCT WARRANTY

30 YEARS LINEAR POWER WARRANTY

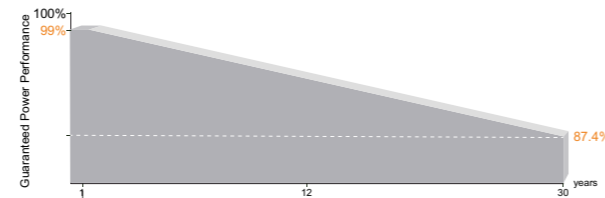
WARRANTY FOR TOPCON

LINEAR PERFORMANCE WARRANTY

15 Year Product Warranty

30 Year Linear Power Warranty

0.40% Annual Degradation Over 30 years



182mm , 72-CELL HALF-CUT SERIES

ELECTRICAL PERFORMANCE

Module type: ERA Pro-72HC	585M
Maximum Power(Wp)	585W
Open circuit Voltage(Voc)	51.10V
Short circuit Current(Isc)	14.31A
Maximum Power Voltage(Vm)	42.70V
Maximum Power Current(Im)	13.70A
Module efficiency	22.65%
Maximum Series Fuse	25A
Number of Diode	3
Standard Test Conditions	1000W/M ² ,25°C,AM1.5
Maximum System Voltage	1500V/DC
Temperature-Coefficient Isc	+0.043%/°C
Temperature-Coefficient Voc	-0.24%/°C
Temperature-Coefficient Pmpp	-0.30%/°C
Operating Temperature	-40°C...+85°C
Normal Operating Cell Temperature	45±2°C
Load Capacity for the cover of the module (glass)	5400Pa(IEC61215)(snow)
Load Capacity for the front & back of the module	2400Pa(IEC61215)(wind)

ELECTRICAL PERFORMANCE (NOCT)

Module type: ERA Pro-72HC	585M
Maximum Power(Wp)	442W
Open circuit Voltage(Voc)	48.00V
Short circuit Current(Isc)	11.35A
Maximum Power Voltage(Vm)	40.37V
Maximum Power Current(Im)	10.95A

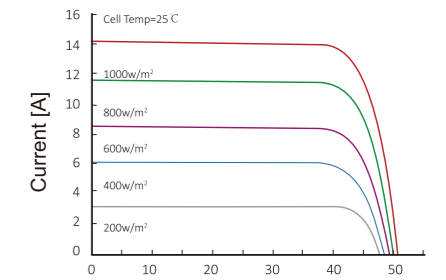
MECHANICAL CHARACTERISTICS

Front cover (material / thickness)	low-iron tempered glass / 3.2mm
Backsheet (color)	TPT in white
Cell (quantity / material / dimensions)	144(6x12x2) / monocrystalline silicon
Frame (material / color)	aluminum hollow-chamber frame on each side anodized aluminum alloy / silver
Junction box (protection degree)	> IP68
Cables & Plug connectors	4mm ² , 300mm in length,length can be customized
Module Dimensions (L / W / H)	2278x1134x30/35mm
Module Weight	26.6kg / 27.7kg
Application class	Class A
Electrical protection class	Class II
Fire safety class	Class C

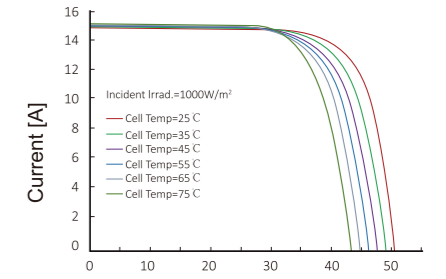
PACKING

Container Size	Units/Pallet (PCS)	Weight/Pallet (KG)	Pallet Measurement (mm)	Units/Container (PCS)
40HQ	36 (30mm)	980	2300x1120x1260	720
	31 (35mm)	880	2300x1120x1260	620

CURRENT-VOLTAGE CURVES:



Module characteristics at constant module temperatures of 25°C and variable levels of irradiance



Module characteristics at variable module temperatures and constant module irradiance of 1.000 W/m²

MODULE DIAGRAM:

