

# Sable 605-620w

High efficiency bifacial modules

**TOPCon 182\*210mm**

● **TOPCon MODULE ADVANTAGE**



Multi-Busbar technology



Superior load capacity



High module efficiency



Excellent low-light performance



Lower annual attenuation  
Longer warranty



Low BOS and LOCE cost



Reduce hot spot effect



Higher bifaciality

● **QUALITY SYSTEM**

ISO9001 / ISO14001 / ISO45001

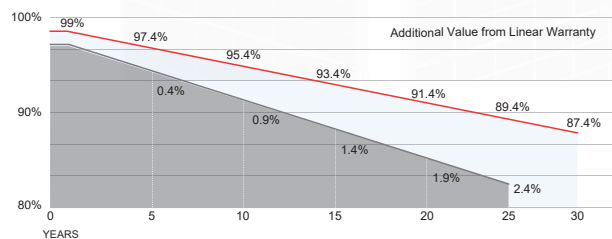
● **PRODUCT CERTIFICATION**



● **INSURANCE**

**PICC**

● **WARRANTY**



Guarantee on product material and workmanship



Linear power output warranty



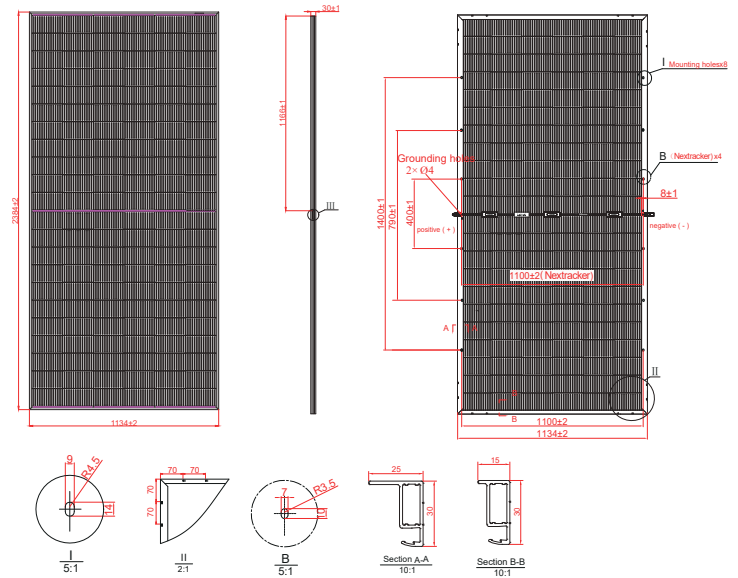
**SERAPHIM ENERGY GROUP CO., LTD.**

Add: NO.18, Shichuan Road, Jinzhai Economic Development Zone, Lu'an City, Anhui Province  
Tel: +86-564-7736177 Email: info@seraphim-energy.com

## Mechanical Specifications

External Dimension	2384 x 1134 x 30 mm
Weight	33.7 kg
Solar Cells	TOPCon 182 x 105mm (132 pcs)
Front / Back Glass	2.0mm AR coating semi-tempered glass, low iron
Frame	Anodized aluminium alloy
Junction Box	IP68, 3 diodes
Output Cables	4.0mm <sup>2</sup> , 250mm(+)/350mm(-) or Customized Length

## Technical drawing



## Packing Configuration

Container	20'GP	40'HQ
Pieces per Pallet	36	36
Pallets per Container	4	20
Pieces per Container	144	720

## Electrical Characteristics

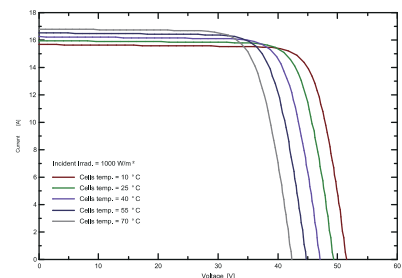
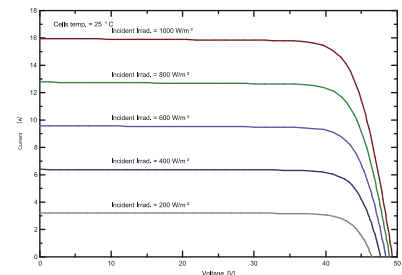
Module Type	SRP-605-BTC-BG			SRP-610-BTC-BG			SRP-615-BTC-BG			SRP-620-BTC-BG		
	Front STC	Front NOCT	Back STC	Front STC	Front NOCT	Back STC	Front STC	Front NOCT	Back STC	Front STC	Front NOCT	Back STC
Maximum Power -P <sub>mp</sub> (W)	605	454	484	610	458	488	615	461	492	620	465	496
Open Circuit Voltage -V <sub>oc</sub> (V)	48.72	46.28	48.70	48.92	46.47	48.90	49.12	46.66	49.10	49.32	46.85	49.30
Short Circuit Current -I <sub>sc</sub> (A)	15.82	12.66	12.65	15.87	12.70	12.69	15.92	12.74	12.73	15.97	12.78	12.77
Maximum Power Voltage -V <sub>mp</sub> (V)	40.51	37.96	40.49	40.71	38.15	40.69	40.91	38.34	40.89	41.11	38.52	40.89
Maximum Power Current -I <sub>mp</sub> (A)	14.94	11.95	11.94	14.99	11.99	11.98	15.04	12.03	12.02	15.09	12.07	12.02
Module Efficiency STC-η <sub>m</sub> (%)	22.37			22.56			22.74			22.93		
Power Tolerance (W)							(0, +4.99)					
Pmax Temperature Coefficient							-0.29 %/°C					
Voc Temperature Coefficient							-0.25 %/°C					
Isc Temperature Coefficient							+0.046 %/°C					

STC: Irradiance 1000 W/m<sup>2</sup> module temperature 25°C AM=1.5  
Power measurement tolerance: +/-3%

## Rear Side Power Gain(SRP-610-BTC-BG)

Power Gain	10%	15%	20%	25%	30%
Maximum Power -P <sub>mp</sub> (W)	659	683	708	732	756
Open Circuit Voltage -V <sub>oc</sub> (V)	48.92	48.92	48.92	48.92	48.92
Short Circuit Current -I <sub>sc</sub> (A)	17.14	17.77	18.41	19.04	19.68
Maximum Power Voltage -V <sub>mp</sub> (V)	40.71	40.71	40.71	40.71	40.71
Maximum Power Current -I <sub>mp</sub> (A)	16.19	16.79	17.39	17.99	18.59

## I-V Curve



## Application Conditions

Maximum System Voltage	1500V DC
Maximum Series Fuse Rating	30 A
Operating Temperature	-40~+85 °C
Nominal Operating Cell Temperature	45±2 °C
Bifaciality	80%±5%
Mechanical Load	Front side 5400 Pa / Back side 2400 Pa

Specifications are subject to change without further notification SRP-DS-EN-2024V1.1 © Copyright 2024 Seraphim

